



Outrigger Pads



Temporary Access Mats



Light Duty



Medium Duty



Heavy Duty

Description

Our high-quality range of Outrigger Pads provide stable support when operating cranes, aerial work platforms and mobile plant. We also supply pads suitable for caravans, motorhomes, RVs and camper vans for jack and levelling legs onto grass, gravel or soft ground.

Made from durable materials, which are resistant to corrosion and splintering, these pads are a practical alternative to conventional wood or steel pads.

- ✓ Brightly coloured to ensure high-visibility
- ✓ Tough and stable support from outrigger feet/jack legs
- ✓ Adapts to contours of uneven terrain
- ✓ Outstanding rigidity and strength with load distribution








*We advise checking any agreed or pre-authorized disclaimers on our website before installing or using any of our products, along with live updated and discounted prices available.



We won't be beaten on price - find it cheaper and we'll beat it!



Specifications

	Size	300-2000mm [L] x 300-1200mm [W] x 30-100mm [H]
	Weight	2.8-584Kg (depending on size and thickness)
	Handholes/handles	1-4 handholes (depending on type, which may also be in the form of a handle)
	Load	Suggested 5-315 tonnes (depending on size, thickness and ground conditions)
	Surface	Non-slip to retain shape under extreme vertical pressure
	Material	High Molecular Weight Polyethylene (HMWPE) or Ultra High Molecular Weight polyethylene (UHMWPE)
	Colour	Grey / hi-visibility yellow / mottled pattern (dependant on product)

Our wide range of Outrigger Pads are engineered with the highest quality to provide outstanding firmness and strength when aiding load distribution to outrigger feet, whilst being resistant to water, splintering and corrosion.

They're virtually indestructible too, to maintain their shape under extreme vertical pressure, due to the in-built memory technology.



Contact us to find out about products available for hire and finance.

Step 1



Step 2



Step 3



Step 4



[Download MultiMatts Brochure](#)

How to install the Outrigger Pads




Preparation

A qualified engineer must check ground conditions in all instances to guarantee a safe lift operation. A crane may be required.



Installation

When specialist lifting equipment is used, move the pads from one location to another and to the area where additional support needs to be provided to dissipate downward pressure forces over large surface areas.



Connection

No connection is needed, it's as simple as that! When the MultiMat System is used, add the smaller pads on the larger bottom pad.