












I-Trac is a single lightweight component Heavy Duty Access system that creates a trackway, which can withstand extremely heavy vehicle traffic over inhospitable or unsafe ground conditions.



 **Heavy Duty**

	Size	1200mm [L] x 920mm [W] x 54mm [H]
	Weight	15.6Kg
	Load	Suggested 15-20 tonnes, weight tested up to 35 tonnes (depending on ground conditions)
	Features	Surface: Non-slip surface top and bottom Handholes: None Connection holes: 9 for bolt on accessories Material: High Impact Polymers Colour: Grey
	Storage	Compact, stack together and on top of each other
	Accessories	Bolt on (ask for our options)

Installation timings

-  1 person required
-  Single line connection in 1 min
-  Grid connection in less than 2 mins
-  100m² area in approx. 1 hour (depending on ground conditions and site layout)

Additional information

For detailed description and delivery options, please visit our website

Installation details and visuals are shown in the Product Leaflet.
For alternative products, see categorised items on our website.

Purpose

- ✓ Temporary Access and Ground Protection
- ✓ Non-slip surface/self draining surface or access
- ✓ Rigid and long lasting
- ✓ Compresses surfaces for stability and damage resistance

* We advise checking any agreed or pre-authorised disclaimers on our website before installing or using any of our products.